

Set-up the OverDrive App

1. Get the App



In your app store, search for **Overdrive**
Install and open the app.

2. Authorize with an OverDrive Account

When you open the app you should be given an option to create an account, otherwise:

- Tap the menu button in upper left hand corner



- Tap **Account**
- Create your Overdrive Account, then **Sign In**.

3. Choose Estherville Public Library eBook Catalog

- Tap menu button
- Tap **Add a Library**
- Enter **51334** then tap **Search**
- Tap **Estherville Public Library**
- Tap the star

Library Systems



Estherville Public Library

613 Central Ave
712.362.7731
www.estherville.lib.ia.us

Library Hours

Monday	10:00 am-8:00 pm
Tuesday	10:00 am-6:00 pm
Wednesday	10:00 am-6:00 pm
Thursday	10:00 am-8:00 pm
Friday	10:00 am-5:00 pm
Saturday	10:00 am-1:00 pm

eBook & audiobook borrowing

3 titles per person
Borrow for up to 14 days
No overdue fees

Borrow
Library eBooks
For

Tablets

iPad & Android
Kindle Fire, Nook HD



Estherville Public
Library

OverDrive
eBook & audiobook
download
service



How to Borrow eBooks & audiobooks

1. Tap the **Menu Button**,
2. Tap **Bridges** to go to the catalog.



2. Click **Sign In** find and select your library.

To sign in, please type your library's name and select it from the list.

Remember my login information on this device.



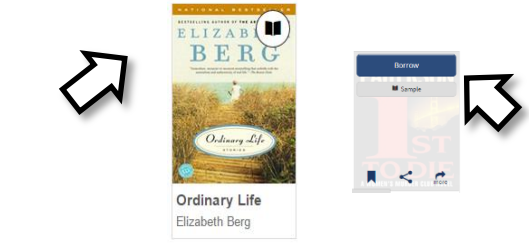
3. Enter your **Library Card** number and **phone** number then click **Login**

Please enter your library patron number:


4. **Browse or Search** to find a title to read



5. Tap cover of title, then tap **Borrow**



6. Tap **account** button at the top of the screen to go to the Bookshelf.



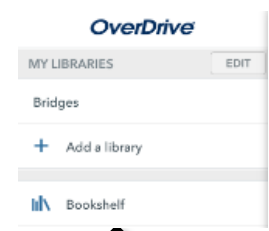
7. Tap **Download**



8. Tap the **format** you want (*Don't use Kindle*) Then tap **Confirm & Download**




9. Tap **menu** button, then **Bookshelf**



10. Tap the **cover** to open



11. **Swipe** screen to turn the page



12. Tap **center** of the screen for options



Return your eBook before the due date

1. In the App **Bookshelf** Press and hold over the title



2. Tap **Return**



3. Tap **Return** again to confirm

